


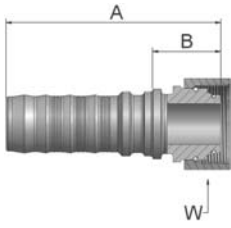
V6 - Interlock – In-/Outside Skive (6 Wire Hoses)



XXXX-XX-XX Part Number	Hose I.D.				B mm
	DN	Inch	Size	mm	
100V6-20	32	1-1/4	-20	31,8	90
100V6-24	40	1-1/2	-24	38,1	96
100V6-32	50	2	-32	50,8	110

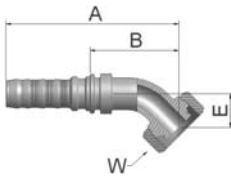
**Only for use
with adjustable
crimpers.
Minimum of
350 tons crimping
force required.**

CA - Female Metric 24° – Light Series with O-ring – Swivel – Straight
ISO 12151-2-SWS-L, DKOL



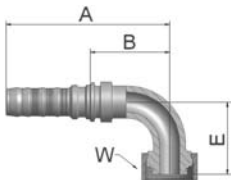
Part Number	Hose I.D.				Thread metric	Tube O.D. mm	A mm	B mm	W mm
	DN	Inch	Size	mm					
KCAV6-35-20	32	1 1/4	-20	31,8	M45x2	35	130	39	50
KCAV6-42-24	40	1 1/2	-24	38,1	M52x2	42	138	42	60

CE - Female Metric 24° – Light Series with O-ring – Swivel – 45° Elbow
ISO 12151-2-SWE45-L, DKOL 45°



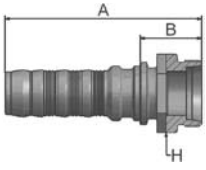
Part Number	Hose I.D.				Thread metric	Tube O.D. mm	A mm	B mm	E mm	W mm
	DN	Inch	Size	mm						
KCEV6-35-20	32	1 1/4	-20	31,8	M45x2	35	188	97	37	50
KCEV6-42-24	40	1 1/2	-24	38,1	M52x2	42	226	130	49	60

CF - Female Metric 24° – Light Series with O-ring – Swivel – 90° Elbow
ISO 12151-2-SWE-L, DKOL 90



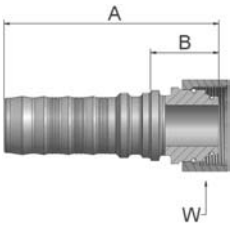
Part Number	Hose I.D.				Thread metric	Tube O.D. mm	A mm	B mm	E mm	W mm
	DN	Inch	Size	mm						
KCFV6-35-20	32	1 1/4	-20	31,8	M45x2	35	177	86	79	50
KCFV6-42-24	40	1 1/2	-24	38,1	M52x2	42	209	113	101	60

D0 - Male Metric 24° – Light Series – Rigid – Straight
ISO 12151-2-S-L, CEL



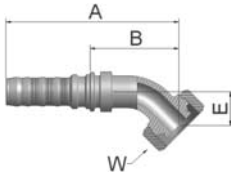
Part Number XXXX-YY-ZZ	Hose I.D.				Thread metric	Tube O.D. mm	A mm	B mm	W mm
	DN	Inch	Size	mm					
KD0V6-35-20	32	1 1/4	-20	31,8	M45x2	35	132	41	46
KD0V6-42-24	40	1 1/2	-24	38,1	M52x2	42	139	43	55

C9 - Female Metric 24° – Heavy Series with O-ring – Swivel – Straight
ISO 12151-2-SWS-S, DKOS



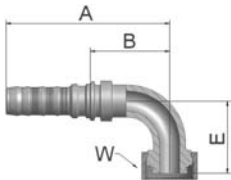
Part Number XXXX-YY-ZZ	Hose I.D.				Thread metric	Tube O.D. mm	A mm	B mm	W mm
	DN	Inch	Size	mm					
KC9V6-30-20	32	1 1/4	-20	31,8	M42x2	30	131	41	50
KC9V6-38-20	32	1 1/4	-20	31,8	M52x2	38	135	44	60
KC9V6-38-24	40	1 1/2	-24	38,1	M52x2	38	139	43	60

0C - Female Metric 24° – Heavy Series with O-ring – Swivel – 45° Elbow
ISO 12151-2 – SWE45-S, DKOS 45°



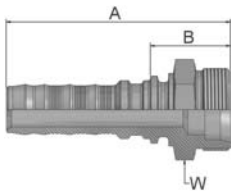
Part Number	Hose I.D.				Thread metric	Tube O.D. mm	A mm	B mm	E mm	W mm
	DN	Inch	Size	mm						
K0CV6-30-20	32	1 1/4	-20	31,8	M42x2	30	184	93	34	50
K0CV6-38-20	32	1 1/4	-20	31,8	M52x2	38	187	96	37	60
K0CV6-38-24	40	1 1/2	-24	38,1	M52x2	38	226	130	49	60

1C - Female Metric 24° – Heavy Series with O-ring – Swivel – 90° Elbow
ISO 12151-2 – SWE-S, DKOS 90°



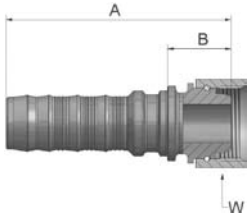
Part Number	Hose I.D.				Thread metric	Tube O.D. mm	A mm	B mm	E mm	W mm
	DN	Inch	Size	mm						
K1CV6-30-20	32	1 1/4	-20	31,8	M42x2	30	169	78	69	50
K1CV6-38-20	32	1 1/4	-20	31,8	M52x2	38	177	86	78	60
K1CV6-38-24	40	1 1/2	-24	38,1	M52x2	38	209	113	101	60

D2 - Male Metric 24° – Heavy Series – Rigid – Straight
ISO 12151-2-S-S, CES



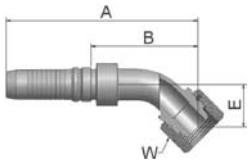
Part Number	Hose I.D.				Thread metric	Tube O.D. mm	A mm	B mm	W mm
	DN	Inch	Size	mm					
KD2V6-30-20	32	1 1/4	-20	31,8	M42x2	30	137	46	46
KD2V6-38-20	32	1 1/4	-20	31,8	M52x2	38	142	51	55
KD2V6-38-24	40	1 1/2	-24	38,1	M52x2	38	147	51	55

92 - Female BSP Parallel Pipe – Swivel – Straight (60° Cone)
BS5200-A, DKR



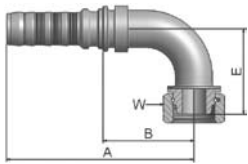
XXXXX-YY-ZZ Part Number	Hose I.D.				Thread BSP	A mm	B mm	W mm
	DN	Inch	Size	mm				
K92V6-20-20	32	1 1/4	-20	31,8	1-1/4x11	127	36	50
K92V6-24-24	40	1 1/2	-24	38,1	1-1/2x11	134	38	55
K92V6-32-32	50	2	-32	50,8	2x11	151	41	70

B1 - Female BSP Parallel Pipe – Swivel – 45° Elbow (60° Cone)
BS 5200-D, DKR 45°



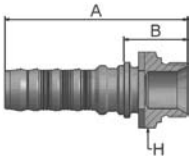
XXXXX-YY-ZZ Part Number	Hose I.D.				Thread BSP	A mm	B mm	E mm	W mm
	DN	Inch	Size	mm					
KB1V6-20-20	32	1 1/4	-20	31,8	1-1/4x11	194	103	43	50
KB1V6-24-24	40	1 1/2	-24	38,1	1-1/2x11	215	119	38	55
KB1V6-32-32	50	2	-32	50,8	2x11	285	174	67	70

B2 - Female BSP Parallel Pipe – Swivel – 90° Elbow (60° Cone)
BS 5200-B, DKR 90°



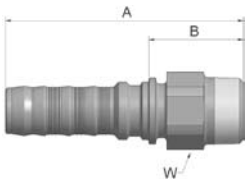
XXXXX-YY-ZZ Part Number	Hose I.D.				Thread BSP	A mm	B mm	E mm	W mm
	DN	Inch	Size	mm					
KB2V6-20-20	32	1 1/4	-20	31,8	1-1/4x11	177	86	80	50
KB2V6-24-24	40	1 1/2	-24	38,1	1-1/2x11	209	113	103	55
KB2V6-32-32	50	2	-32	50,8	2x11	268	157	149	70

D9 - Male BSP Parallel Pipe – Rigid – Straight (60° Cone) BS5200, AGR



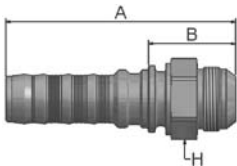
Part Number	Hose I.D.				Thread BSP	A mm	B mm	W mm
	DN	Inch	Size	mm				
KD9V6-20-20	32	1 1/4	-20	31,8	1-1/4x11	139	48	50
KD9V6-24-24	40	1 1/2	-24	38,1	1-1/2x11	148	52	55
KD9V6-32-32	50	2	-32	50,8	2x11	168	58	70

01 - Male NPTF Pipe – Rigid – Straight SAE J476A / J516, AGN



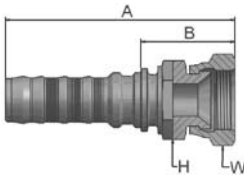
Part Number	Hose I.D.				Thread NPTF	A mm	B mm	W mm
	DN	Inch	Size	mm				
K01V6-20-20	32	1 1/4	-20	31,8	1-1/4x11-1/2	151	60	46
K01V6-24-24	40	1 1/2	-24	38,1	1-1/2x11-1/2	159	63	50
K01V6-32-32	50	2	-32	50,8	2x11-1/2	181	70	65

03 - Male JIC 37° – Rigid – Straight ISO12151-5-S, AGJ



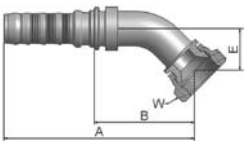
Part Number	Hose I.D.				Thread UNF	A mm	B mm	W mm
	DN	Inch	Size	mm				
K03V6-20-20	32	1 1/4	-20	31,8	1-5/8x12	147	56	46
K03V6-24-24	40	1 1/2	-24	38,1	1-7/8x12	156	60	50
K03V6-32-32	50	2	-32	50,8	2-1/2x12	182	71	65

06 - Female JIC 37° Swivel – Straight
ISO12151-5-SWS – DKJ



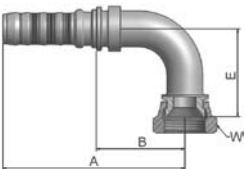
Part Number XXXXX-YY-ZZ	Hose I.D.				Thread metric	A mm	B mm	H mm	W mm
	DN	Inch	Size	mm					
K06V6-20-20	32	1 1/4	-20	31,8	1-5/8x12	154	63	46	55
K06V6-24-20	32	1 1/4	-20	31,8	1-7/8x12	159	68	50	60
K06V6-24-24	40	1 1/2	-24	38,1	1-7/8x12	163	67	50	60
K06V6-32-32	50	2	-32	50,8	2-1/2x12	188	78	65	75

37 - Female JIC 37° – Swivel – 45° Elbow
ISO 12151-5-SWE 45° – DKJ 45°



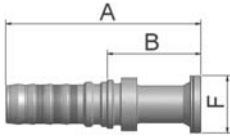
Part Number XXXXX-YY-ZZ	Hose I.D.				Thread UNF	Tube O.D. mm	A mm	B mm	E mm	W mm
	DN	Inch	Size	mm						
K37V6-20-20	32	1 1/4	-20	31,8	1-5/8x12	30	192	101	42	55
K37V6-24-24	40	1 1/2	-24	38,1	1-7/8x12	38	235	139	58	60
K37V6-32-32	50	2	-32	50,8	2-1/2x12	38	290	180	72	75

39 - Female JIC 37° – Swivel – 90° Elbow
ISO 12151-5-SWES – DKJ 90°



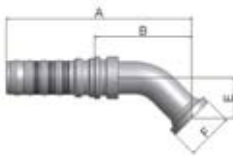
Part Number XXXXX-YY-ZZ	Hose I.D.				Thread UNF	A mm	B mm	E mm	W mm
	DN	Inch	Size	mm					
K39V6-20-20	32	1 1/4	-20	31,8	1-5/8x12	177	86	85	55
K39V6-24-24	40	1 1/2	-24	38,1	1-7/8x12	209	113	102	60
K39V6-32-32	50	2	-32	50,8	2-1/2x12	268	157	152	75

15 / 4A - SAE Code 61 – Flange Head – Straight / SAE Flange Head 5000 psi ISO 12151-3-S-L, SFL



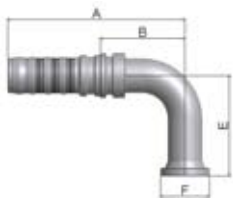
Part Number <small>XXXXX-YY-ZZ</small>	Hose I.D.				Flange Size	A	B	F
	DN	Inch	Size	mm				
K15V6-16-20	32	1 1/4	-20	31,8	1"	161	70	44
K4AV6-20-20	32	1 1/4	-20	31,8	1 1/4"	167	76	51
K4AV6-24-20	32	1 1/4	-20	31,8	1 1/2"	130	39	60
K4AV6-24-24	40	1 1/2	-24	38,1	1 1/2"	201	105	60
K4AV6-32-24	40	1 1/2	-24	38,1	2"	159	63	71
K4AV6-32-32	50	2	-32	50,8	2"	210	100	71

17 / 4F - SAE Code 61 – Flange Head 45° Elbow – 45° Elbow (5000 psi) ISO 12151-3 – E45S – L, SFL 45°



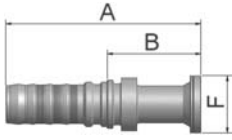
Part Number <small>XXXXX-YY-ZZ</small>	Hose I.D.				Flange Size	A	B	E	F
	DN	Inch	Size	mm					
K17V6-16-20	32	1 1/4	-20	31,8	1"	188	97	38	44
K4FV6-20-20	32	1 1/4	-20	31,8	1 1/4"	188	97	38	51
K4FV6-20-24	40	1 1/2	-24	38,1	1 1/4"	201	105	44	51
K4FV6-24-20	32	1 1/4	-20	31,8	1 1/2"	188	97	38	60
K4FV6-24-24	40	1 1/2	-24	38,1	1 1/2"	221	125	44	60
K4FV6-32-24	40	1 1/2	-24	38,1	2"	221	125	44	71
K4FV6-32-32	50	2	-32	50,8	2"	274	164	56	71

19 / 4N - SAE Code 61 – Flange Head – 90° Elbow (5000 psi) ISO 12151-3-E-L, SFL 90°



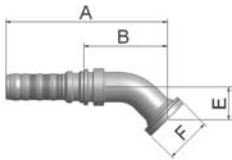
Part Number <small>XXXXX-YY-ZZ</small>	Hose I.D.				Flange Size	A	B	E	F
	DN	Inch	Size	mm					
K19V6-16-20	32	1 1/4	-20	31,8	1"	177	86	90	44
K4NV6-20-20	32	1 1/4	-20	31,8	1 1/4"	177	86	90	51
K4NV6-20-24	40	1 1/2	-24	38,1	1 1/4"	184	88	104	51
K4NV6-24-20	32	1 1/4	-20	31,8	1 1/2"	177	86	90	60
K4NV6-24-24	40	1 1/2	-24	38,1	1 1/2"	209	113	104	60
K4NV6-32-24	40	1 1/2	-24	38,1	2"	209	113	104	71
K4NV6-32-32	50	2	-32	50,8	2"	268	157	138	71

6A - SAE Code 62 – Flange – Straight
ISO 12151-3-S-S / SFS / 6000 psi



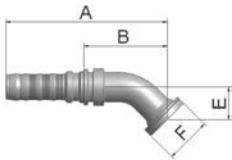
XXXXX-YY-XX Part Number	Hose I.D.				Flange Size	A mm	B mm	F mm
	DN	Inch	Size	mm				
K6AV6-16-20	32	1 1/4	-20	31,8	1"	175	84	48
K6AV6-20-20	32	1 1/4	-20	31,8	1 1/4"	175	83	54
K6AV6-20-24	40	1 1/2	-24	38,1	1 1/4"	185	89	54
K6AV6-24-20	32	1 1/4	-20	31,8	1 1/2"	147	56	64
K6AV6-24-24	40	1 1/2	-24	38,1	1 1/2"	202	106	64
K6AV6-24-32	50	2	-32	50,8	1 1/2"	219	108	64
K6AV6-32-24	40	1 1/2	-24	38,1	2"	164	68	79
K6AV6-32-32	50	2	-32	50,8	2"	233	138	79

6F - SAE Flange 45° Elbow – Heavy Series
ISO 12151-3 – E45-S / SFS 45° / 6000 psi



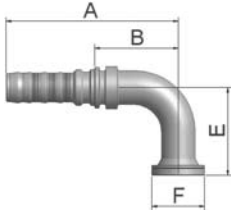
XXXXX-YY-XX Part Number	Hose I.D.				Flange Size	A mm	B mm	E mm	F mm
	DN	Inch	Size	mm					
K6FV6-16-20	32	1 1/4	-20	31,8	1"	188	97	38	48
K6FV6-20-20	32	1 1/4	-20	31,8	1 1/4"	189	97	38	54
K6FV6-20-24	40	1 1/2	-24	38,1	1 1/4"	209	113	44	54
K6FV6-24-20	32	1 1/4	-20	31,8	1 1/2"	189	97	38	64
K6FV6-24-24	40	1 1/2	-24	38,1	1 1/2"	221	125	44	64
K6FV6-24-32	50	2	-32	50,8	1 1/2"	260	149	56	64
K6FV6-32-24	40	1 1/2	-24	38,1	2"	221	125	44	79
K6FV6-32-32	50	2	-32	50,8	2"	274	163	56	79

6F - Long – SAE Flange 45° Elbow – Heavy Series
ISO 12151-3 – E45-S / SFS 45° / 6000 psi



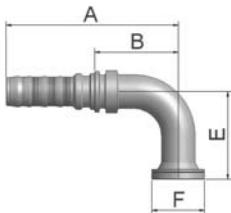
XXXXX-YY-XX Part Number	Hose I.D.				Flange Size	A mm	B mm	E mm	F mm
	DN	Inch	Size	mm					
K6FV6-20-20-SL60	32	1 1/4	-20	31,8	1 1/4"	210	119	60	54
K6FV6-24-24-SL70	40	1 1/2	-24	38,1	1 1/2"	247	151	70	64

6N - SAE Code 62 Flange Head – 90° Elbow
ISO 12151-3 – E-S / SFS 90° / 6000 psi



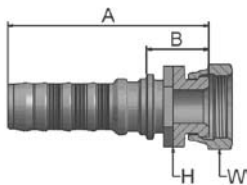
Part Number 	Hose I.D.				Flange Size 	A	B	E	F
	DN	Inch	Size	mm					
K6NV6-16-20	32	1 1/4	-20	31,8	1"	177	86	90	48
K6NV6-20-20	32	1 1/4	-20	31,8	1 1/4"	177	86	90	54
K6NV6-20-24	40	1 1/2	-24	38,1	1 1/4"	192	96	104	54
K6NV6-24-20	32	1 1/4	-20	31,8	1 1/2"	177	86	90	64
K6NV6-24-24	40	1 1/2	-24	38,1	1 1/2"	210	113	104	64
K6NV6-24-32	50	2	-32	50,8	1 1/2"	236	125	104	64
K6NV6-32-24	40	1 1/2	-24	38,1	2"	209	113	104	79
K6NV6-32-32	50	2	-32	50,8	2"	268	157	138	79

6N - Long – SAE Code 62 Flange Head – 90° Elbow
ISO 12151-3 – E-S / SFS 90° / 6000 psi



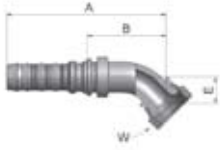
Part Number 	Hose I.D.				Flange Size 	A	B	E	F
	DN	Inch	Size	mm					
K6NV6-20-20-SL120	32	1 1/4	-20	31,8	1 1/4"	177	86	120	54

JC - Female ORFS – Swivel – Straight – Short
ISO 12151-1 – SWSA, SAE J516, ORFS



Part Number 	Hose I.D.				Thread metric 	A	B	H	W
	DN	Inch	Size	mm					
KJCV6-20-20	32	1 1/4	-20	31,8	1-11/16x12	132	41	46	50
KJCV6-24-20	32	1 1/4	-20	31,8	2x12	133	42	50	60
KJCV6-24-24	40	1 1/2	-24	38,1	2x12	140	44	50	60

J7 - Female ORFS – Swivel – 45° Elbow – ISO 12151-1 – SWE 45°
ISO 12151-1-SWE 45°, SAE J516 – ORFS 45°



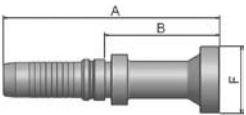
XXXX-YY-ZZ Part Number	Hose I.D.				Thread UNF	A mm	B mm	E mm	W mm
	DN	Inch	Size	mm					
KJ7V6-20-20	32	1 1/4	-20	31,8	1-11/16x12	179	88	33	50
KJ7V6-24-20	32	1 1/4	-20	31,8	2x12	190	99	40	60
KJ7V6-24-24	40	1 1/2	-24	38,1	2x12	216	120	40	60

J9 - Female ORFS – Swivel – 90° Elbow – Short Drop
ISO 12151-1 – SWES, SAE J516 – ORFS 90°



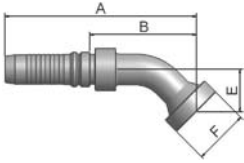
XXXX-YY-ZZ Part Number	Hose I.D.				Thread UNF	A mm	B mm	E mm	W mm
	DN	Inch	Size	mm					
KJ9V6-20-20	32	1 1/4	-20	31,8	1-11/16x12	177	86	79	50
KJ9V6-24-20	32	1 1/4	-20	31,8	2x12	177	86	70	60
KJ9V6-24-24	40	1 1/2	-24	38,1	2x12	202	106	87	60

XA - Caterpillar® Flange Head – Straight



XXXX-YY-ZZ Part Number	Hose I.D.				Flange Size	A mm	B mm	F mm
	DN	Inch	Size	mm				
KXAV6-20-20	32	1 1/4	-20	31,8	1 1/4"	181	90	54
KXAV6-24-20	32	1 1/4	-20	31,8	1 1/2"	188	97	64
KXAV6-24-24	40	1 1/2	-24	38,1	1 1/2"	207	111	64

XF - Caterpillar® Flange Head – 45° Elbow



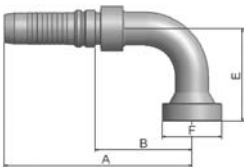
Part Number XXXXX-YY-ZZ	Hose I.D.				Flange Size	A mm	B mm	E mm	F mm
	DN	Inch	Size	mm					
KXFV6-20-20	32	1 1/4	-20	31,8	1 1/4"	187	96	37	54
KXFV6-24-20	32	1 1/4	-20	31,8	1 1/2"	187	96	36	64
KXFV6-24-24	40	1 1/2	-24	38,1	1 1/2"	216	120	39	64

XG - Caterpillar® Flange Head – 60° Elbow



Part Number XXXXX-YY-ZZ	Hose I.D.				Flange Size	A mm	B mm	E mm	F mm
	DN	Inch	Size	mm					
KXGV6-20-20	32	1 1/4	-20	31,8	1 1/4"	206	115	55	54
KXGV6-24-20	32	1 1/4	-20	31,8	1 1/2"	208	117	52	64
KXGV6-24-24	40	1 1/2	-24	38,1	1 1/2"	266	170	52	64

XN - Caterpillar® Flange Head – 90° Elbow



Part Number XXXXX-YY-ZZ	Hose I.D.				Flange Size	A mm	B mm	E mm	F mm
	DN	Inch	Size	mm					
KXNV6-20-20	32	1 1/4	-20	31,8	1 1/4"	177	86	77	54
KXNV6-24-20	32	1 1/4	-20	31,8	1 1/2"	177	86	77	64
KXNV6-24-24	40	1 1/2	-24	38,1	1 1/2"	209	113	106	64